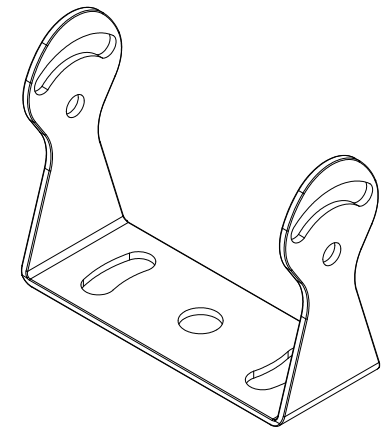
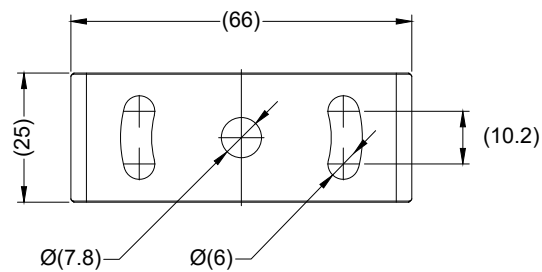
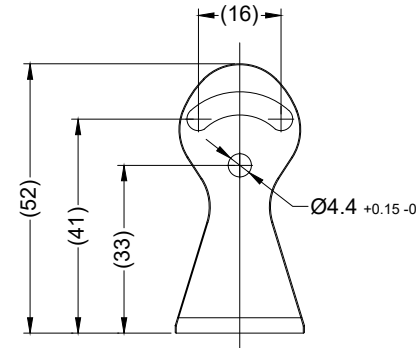
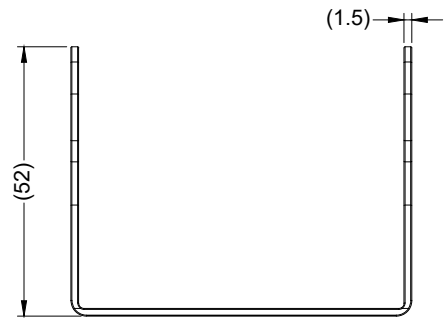


Revision Notes.

APA: Drawn: Checked: Approved: Date:



NOTES:

1. SUPPLIED WITH 4X M4x20mm FIXING SCREWS (NOT SHOWN).
2. FOR PRODUCT LABELS AND PACKAGING DETAILS REFER TO MASTER BOM.
3. REFER TO PRODUCT SPECIFICATION (PS) FOR MORE PRODUCT DETAILS.
4. FOR INSTALLATION DETAILS REFER TO 'INSTALLATION GUIDE'.
5. ANY CUSTOMER MODIFICATION OF THIS PRODUCT CAUSING SUBSEQUENT FAILURE IS NOT A LIABILITY OF BRIGADE ELECTRONICS PLC.

PROPRIETARY NOTICE

THIS DESIGN AND TECHNICAL INFORMATION APPEARING ON THIS DRAWING IS THE PROPERTY OF BRIGADE ELECTRONICS, AND IS DISCLOSED IN CONFIDENCE. IT IS NOT TO BE COPIED, REPRODUCED, REVEALED TO OR EXPROPRIATED BY OTHERS, EITHER IN WHOLE OR IN PART WITHOUT THE EXPRESS WRITTEN CONSENT OF BRIGADE ELECTRONICS.

BRIGADE[®]
www.brigade-electronics.com

Assembly Pl Approval KEN WONG	Approved by JN BATOUR	Checked by AF	Drawn by R.TIMMS
Angle of Projection 	Units mm	Scale N/A	Released 26/06/24
Status APPROVED	Assembly Ref VBV-613XC- FIX		
Part No 7597	BE-004929-00-24		